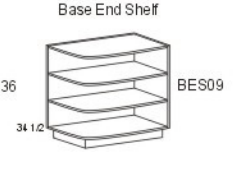
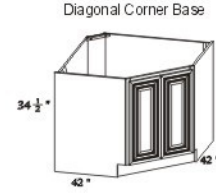
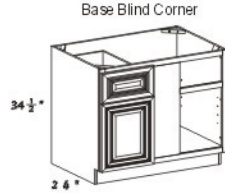
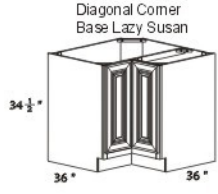
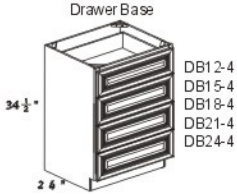
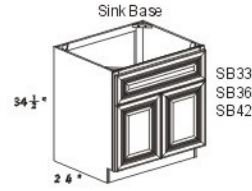
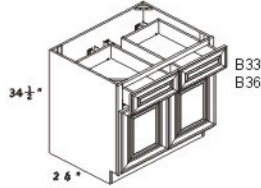
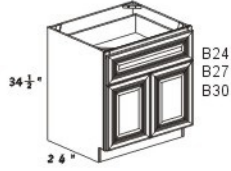
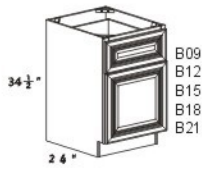
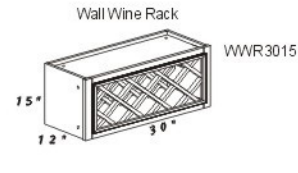
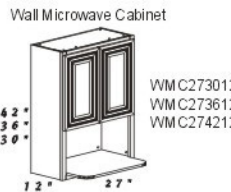
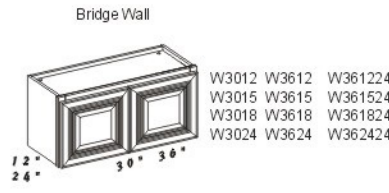


HONEY OAK SERIES

BASE CABINETS

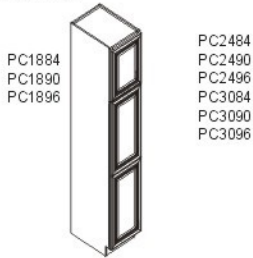


WALL CABINETS

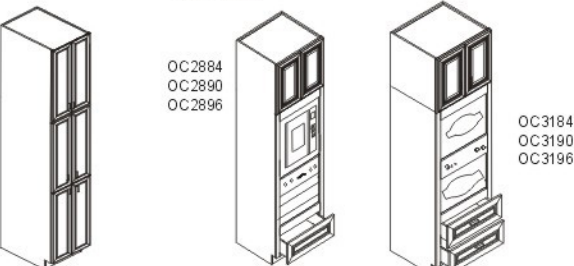


TALL CABINETS (24" Deep)

Pantry Cabinet



Oven Cabinet



ACCESSORIES

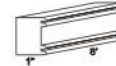
Crown Molding 2 1/2"W



Crown Molding 4"W



Light Molding 1"W



With Rope



Scribe Molding



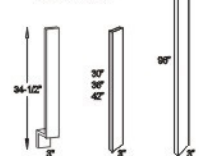
Toe Kick



Outside Corner Molding



Wall & Base Fillers



Pull-out Tray

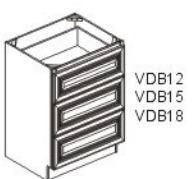


Trash Bin

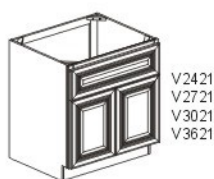


VANITY CABINETS (30" High, 21" Deep)

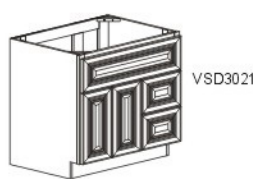
Drawer Base



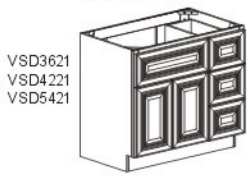
Sink Base



Sink Base - 2 Side Drawers



Sink Base 3 Side Drawers



Double Sink Base - 3 Center Drawers



Sink Base - 6 Side Drawers



Distributed By:



Note: Diagrams shown are for reference only.
Actual door style shown here →
- Raised Bell Arch for Wall Cabinets
- Raised Square for Base Cabinets



*Note that we are always in a state of continuous improvement. Therefore we reserve the right to modify specifications without prior notice.